



CURRICULUM INFORMATION

Summer 2026


YEAR 3

RE



- **Summer 1**
- **Branch 5: To the ends of the Earth.**
- Make links between the Scripture sources (Lk 24:13-35 and Matt 28:16-20) and what happens at Mass.
- Use religious language to describe the Christian belief in the mystery of God as Trinity and describe some signs and symbols of the Holy Trinity.
- Know some of the prayers of the Catholic Church which express belief in the Trinity and the Holy Spirit, e.g., Glory Be, Come Holy Spirit.
- Recognise that Mary joins the disciples in prayer and make simple links with how Catholics ask for Mary's prayers.
- Make connections with the life of the early Church and Catholics gathering for Mass today.
- Recall that we learn about the life of Jesus in the gospels, the work of the disciples in the Acts and learn that Paul wrote letters to the early Christian communities. Know that these are different ways of writing.
- **Summer 2**
- **Branch 6: Dialogue and Encounter.**
- Make links between Exodus (12:1-8,15-20, 13:3) and the account of the Last Supper in Luke (22:14-23).
- Simply describe how Jewish people celebrate the Passover in Britain today making links with the Exodus account, correctly using specialist vocabulary to describe symbols and actions in the meal.
- Make simple links and connections between some Islamic religious laws, beliefs, worship, and life.

English



Poetry writing
Narrative writing
Persuasive letters

Grammar focus:

- Extend the range of sentences with more than one clause by using a wider range of conjunctions, including when, if, because, although.
- Use the present perfect form of verbs in contrast to the past tense.
- Choose nouns or pronouns appropriately for clarity and cohesion and to avoid repetition.
- Use conjunctions, adverbs and prepositions to express time and cause.
- Use fronted adverbials.
- Use commas after fronted adverbials.
- Indicate possession by using the possessive apostrophe with plural nouns.
- Use and punctuate direct speech.

Class book:

The Firemaker's Daughter
by Philip Pullman

Key texts:

Poetry: Love that dog (Sharon Creech).
Narrative: The Iron Man (Ted Hughes).
Persuasive letters: Clean Up, Look Up, Speak Up (Nathan Byron).


Maths



- Multiplication - 3,4 &8
- Division – 1,2,3,4,5 and 8 times tables
- Multiplication and division- worded problems
- Fractions - finding fractions of discrete and continuous quantities
- Ordering and comparing fractions
- Adding and subtraction fractions
- Multiplication- formal written Multiplication
- Division – long division
- Time

TT Rock Stars

Science



Plants

- Identify and describe the functions of different parts of a flowering plant.
- Explore the requirements of plant life and

History



What was important to ancient Egyptians?






- Ask questions about sources from ancient civilisations.
- Explain the importance of the river Nile.

Music



Music

- Sing and use voices creatively.
- Begin to sing rounds.
- Listen to a wide variety of music.

<p>growth.</p> <ul style="list-style-type: none"> Investigate the way in which water is transported within plants. Explore the part that flowers play in the lifecycle of flowering plants including pollination, seed formation and seed dispersal. <p>Light</p> <ul style="list-style-type: none"> Recognise we need light in order to see things and that dark is the absence of light. Recognise that light is reflected from surfaces. Recognise that light from the sun can be dangerous and that there are ways to protect our eyes. Recognise that shadows are formed when a light from a light source is blocked by an opaque object. Find patterns in the way that the shadows change. 	<ul style="list-style-type: none"> Explain the importance of ancient Egyptian hieroglyphics. Explore the importance of gods and goddesses in ancient Egypt. Investigate beliefs about the afterlife in ancient Egypt. Identify continuity and change in pharaoh burials across the Old, Middle and New Kingdoms. 	<ul style="list-style-type: none"> Learn to play accompaniments using a limited range of chords on the ukulele. Play melodies on chime bars, ukulele and begin learning to play simple melodic sequences on the piano keyboard. Identify rhythmic and melodic phrases aurally. Improvise rhythmic patterns. Improve understanding of ostinato and drone, rhythmic and pitch notations. Perform individually and in a class setting. Compose and perform music for different ideas and begin learning about harmony.
Computing	Geography	PSHE - Jigsaw
<div style="text-align: center;"></div> <p>Touch Typing</p> <ul style="list-style-type: none"> Learn correct finger positioning on the keyboard and understand when to use the left or right hand. Learn how to type numbers accurately and to use the shift key for capital letters. Practise typing punctuation marks and symbols and build accuracy with simple words. Practise typing sentences using capital letters, spaces, and full stops. <p>Coding</p> <ul style="list-style-type: none"> Explore, modify and create programs that include the use of timers and a variety of objects and actions. Learn about testing and debugging code to ensure programs work as expected. 	<div style="text-align: center;"></div> <p style="text-align: center;">Are all settlements the same?</p> <ul style="list-style-type: none"> Explore different types of settlements and land uses. Understand the difference between urban and rural. Describe the different human and physical features in their local area. Make land use comparisons with New Delhi. 	<ul style="list-style-type: none"> Relationships. Changing Me. <div style="text-align: center;">RSE</div> <ul style="list-style-type: none"> Sharing online. Chatting online. Safe in my body. Drugs, alcohol, tobacco First aid heroes A community of love What is the church? How do I love others?
Creative – Art/D&T	Spanish	PE
<div style="text-align: center;"></div> <p>Art</p> <ul style="list-style-type: none"> Craft and design – Ancient Egyptian scrolls. <p>D&T</p> <ul style="list-style-type: none"> Cooking and Nutrition – investigating seasonal foods and creating a seasonal food tart. 	<div style="text-align: center;"></div> <p>Los helados (Ice creams) Through the Language Angels scheme of work, we will learn up to 10 different flavours for ice creams in Spanish. We will learn how to order an ice-cream in Spanish using 'quisiera' (I would like), say whether they would like a cone or a cup of ice-cream and specify the number of ice-cream scoops.</p> <p>La fruta (Fruits) Through the Language Angels scheme of work, we will learn the vocabulary for 10 fruits and be introduced to the simple opinions 'I like' and 'I do not like'.</p>	<div style="text-align: center;"></div> <p>Spring 1</p> <ul style="list-style-type: none"> Tennis Yoga & Dance <p>Spring 2</p> <ul style="list-style-type: none"> Cricket Yoga & Dance